



ARIZONA
STATE PARKS & TRAILS

Arizona State Parks Board

June 18, 2026

John Sefton – Chair

Dale Larsen – Vice Chair


Robyn Sahid, Sarah King,

Terri Palmberg

(2 vacancies)


AGENDA A

Call to Order



AGENDA B

Pledge of Allegiance





AGENDA C

Member Roll Call

John Sefton (Chair)

Dale Larsen (Vice-Chair)

Robyn Sahid

Sarah King



Terri Palmberg



AGENDA C

Mission Statement

“As Board members we are gathered today to be the stewards and voice of the Arizona State Parks and its mission statement to connect people to the outdoors and history of Arizona to build a lifetime of memories.”






AGENDA D1



Approval of Minutes

The Board will review and may consider action to approve the meeting minutes from April 16, 2026.





AGENDA D1

Motion:

I move to approve the the meeting minutes from April 16, 2026 as presented.





AGENDA-D2

Legislative Update

(Presenter: Brittany Hudson, Legislative Liaison)

This agenda item is for informational purposes only.





AGENDA-D3

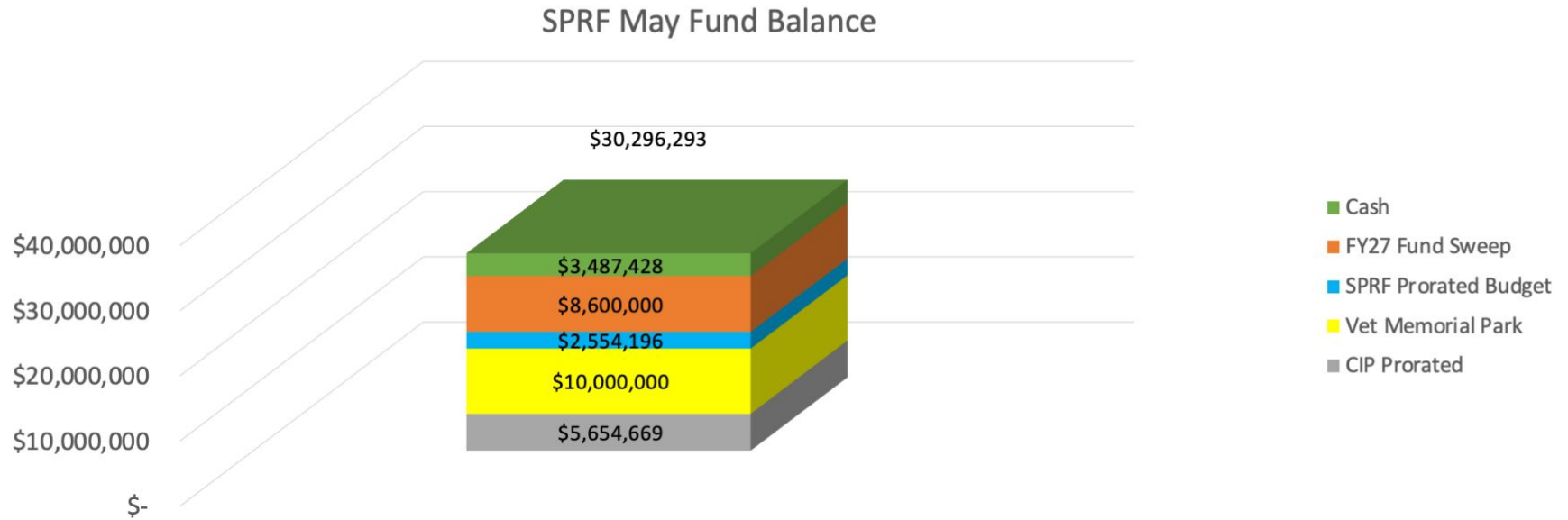
FY27 Budget Highlights and Financial Overview

**(Presenter Kevin Brock, Chief Financial
Officer)**

This agenda item is for informational purposes only.

AGENDA-D3

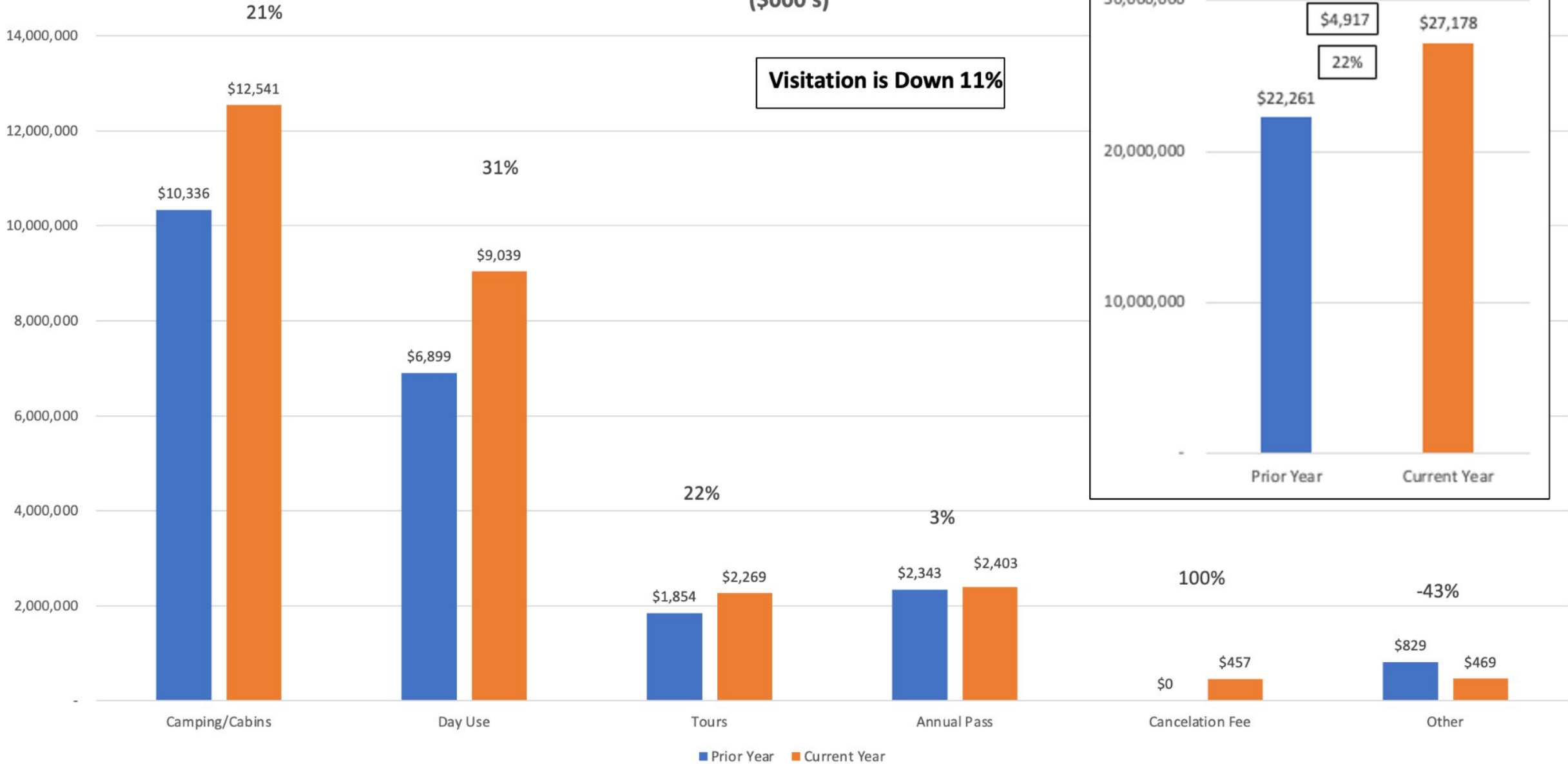
FY27 SPRF Budget Impacts



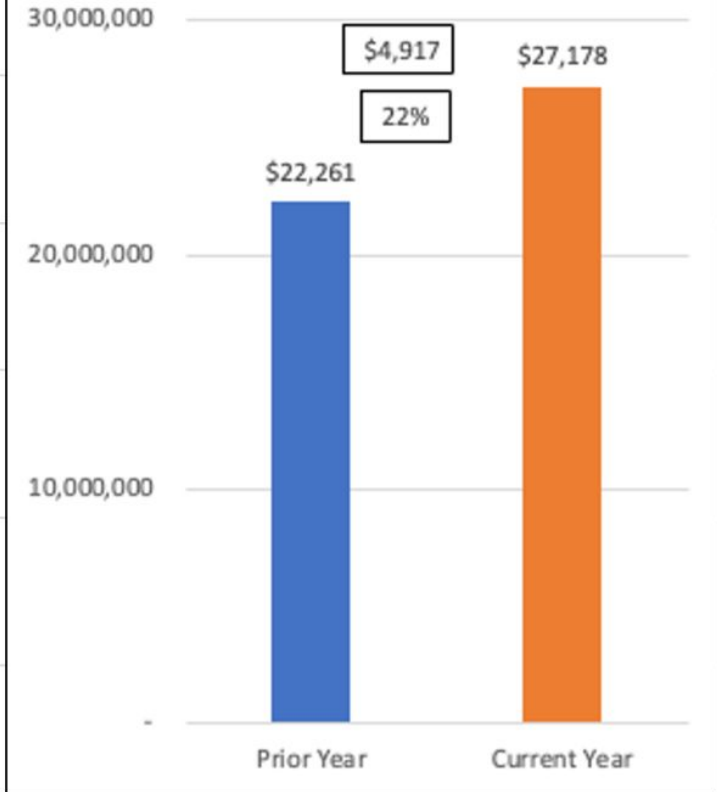
- The \$8.6M SPRF Fund Sweep will prohibit any New Capital Projects this Year.
- The available cash balance will provide adequate funds for the FY27 \$3.5M Major Maintenance allocation.
- Ongoing operating revenues will exceed operating expenses.

SPRF Revenue Year over Year March 25- Feb 26 (\$000's)

Visitation is Down 11%

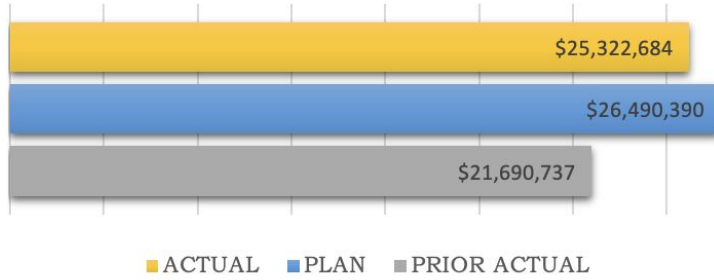


YOY SPRF Revenue Increase (\$000's)

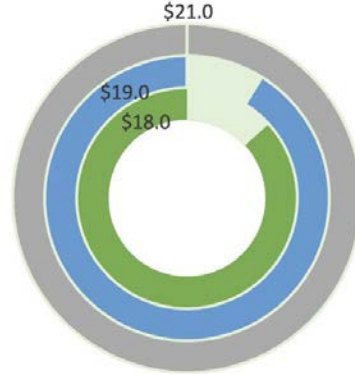


FY26 May YTD

SPRF YTD REVENUE



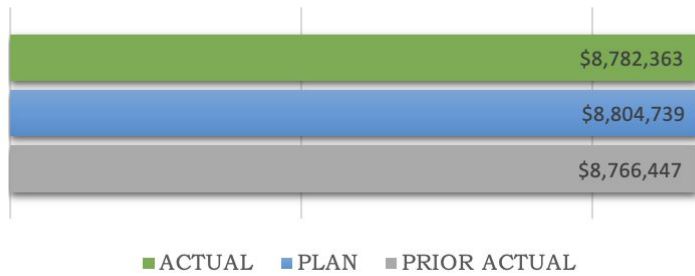
SPRF EXPENDITURES (MILLIONS)



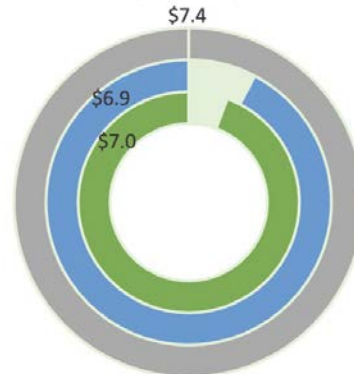
SPRF CASH BALANCE



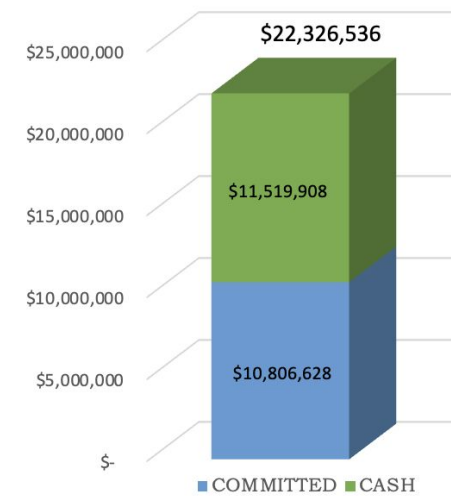
SLIF YTD REVENUE



SLIF EXPENDITURES (MILLIONS)



SLIF CASH BALANCE





AGENDA-D4

Picket Post Update.

(Presenter Kevin Brock, Chief Financial Officer)

The Board will review and may consider action to approve the sale of Picket Post House.

Picket Post House Overview

Historic Legacy

Constructed in the early 1920s, the Picket Post House served as the winter residence of William Boyce Thompson, founder of the Arboretum.

Located near Superior, Arizona, the cliffside mansion overlooks Queen Creek Canyon and stands as a prominent feature on the National Register of Historic Places.

While owned by Arizona State Parks and Trails, it has sat vacant for years. The Arboretum is pursuing acquisition to preserve and restore this critical piece of history.



A.R.S. 41-511

Property Appraisals

Valuation figures received from independent evaluators:

Appraisal A

\$968,000

Appraisal B

\$690,000



Acquisition & Finalization



June 2026

Approval secured for the baseline target negotiation price offsets.



Fall 2026

Process active to finalize active pricing and remediation negotiation terms.



Late 2026

Submit legislative approvals, surplus declarations, and public notifications.



January 2027

Target closing date to finalize the quitclaim deed transfer.

State Disposition Roadmap



Phase	Milestone Process Step	Details / Cost Offset	Current Status
Due Diligence	Property Inspection & Historic Registration	National Register Listing	Complete
Due Diligence	Property Appraisals	Two estimates: \$968k & \$690k	Complete
Due Diligence	Arizona Historical Society Consultation	A.R.S. § 41-511.05(4)	Not Started
Approvals	Surplus Property Declaration		In Progress
Approvals	JCCR Submission	Submit to Joint Committee, Meets Quarterly	Not Started
Public Notice	Local Newspaper Ad (30-45 Days) & Web Posting	Review purchase offers afterward	Not Started
Transfer	Execute Sales Agreement & Quitclaim Deed	Transfer property to BTA	Not Started



AGENDA-D4

Motion:

I move that the Board approve the sale of Picket Post House to Boyce Thompson Arboretum for no less than \$690,000, subject to the requirements of A.R.S. § 41-511.05(4) and A.R.S. § 37-803.





AGENDA-D5

Strategic Plan 2026-27 Overview

(Presenter: Cora Winans, Director of Human Resources)

This agenda item is for informational purposes only.



AGENDA-D5

ASPT Five Year Agency Outcomes

Parks



Trail Expansion

Build or re-open 200 miles of new non-motorized trails by June 2029.



Deferred Maintenance

Complete 60 significant deferred maintenance projects by June 2029.

PEOPLE (VISITORS & WORKFORCE)



Visitor Growth

Increase first time AZ State Park visitors by 5% by June 2029.



Development, Learning and Innovation Index

Increase Index from 73% to 78% by June 2029.

AGENDA-D6

IT Updates.

(Presenter: David Gilbert, Chief Information Officer)

This agenda item is for informational purposes only.



AGENDA-D7

Visitor Survey Presentation (Presenter: Michelle Thompson, Deputy Assistant Director)

This agenda item is for informational purposes only.



2025 Visitor Survey

- **Survey is completed every five years**
- **Surveys collected in all state parks from January to December 2025**
- **Interns from Arizona Conservation Corps collected, University of Arizona reported**
- **10,693 surveys collected**
 - 70% in person
 - 22% online via email
 - 8% via QR code

Demographics

PARK TYPE	PERCENT				COUNT
	FULL-TIME ARIZONA RESIDENT	PART-TIME ARIZONA RESIDENT	OUT-OF-STATE VISITOR (US)	INTERNATIONAL VISITOR	
Recreation	66%	4%	27%	3%	6,559
Historic	43%	5%	49%	3%	2,754
Conservation	52%	6%	39%	3%	1,138
TOTAL	59%	4%	34%	3%	10,451

PARK TYPE	PERCENT							COUNT	
	SOME HIGH SCHOOL	HIGH SCHOOL GRADUATE/GED	VOCATIONAL/TRADE SCHOOL CERTIFICATE	COMPLETED ASSOCIATES DEGREE	SOME COLLEGE, NO DEGREE	COMPLETED BACHELOR'S DEGREE	COMPLETED MASTER'S DEGREE		COMPLETED PH.D OR EQUIVALENT DEGREE
Recreation	2%	10%	5%	11%	17%	29%	19%	6%	5,967
Historic	1%	8%	4%	9%	16%	31%	23%	7%	2,590
Conservation	0%	4%	3%	8%	11%	34%	29%	12%	1,062
TOTAL	1%	9%	5%	10%	16%	30%	21%	7%	9,619

Demographics, cont.

PARK TYPE	PERCENT							COUNT	
	WHITE/ CAUCASIAN	ASIAN	BLACK/AFRICAN AMERICAN	HAWAIIAN/ PACIFIC ISLANDER	HISPANIC/ LATINO	AMERICAN INDIAN/ALASKA NATIVE	DON'T KNOW		PREFER NOT TO ANSWER
Recreation	77%	4%	3%	1%	18%	4%	0%	7%	5,995
Historic	81%	3%	2%	1%	12%	4%	1%	8%	2,587
Conservation	81%	6%	3%	1%	11%	3%	0%	8%	1,066
TOTAL	78%	4%	3%	1%	16%	4%	0%	7%	9,648

Demographics, cont.

PARK TYPE	PERCENT					COUNT
	CURRENTLY EMPLOYED	CURRENTLY UNEMPLOYED	FULL-TIME HOMEMAKER/STAY-AT-HOME PARENT	RETIRED	STUDENT	
Recreation	54%	2%	3%	39%	2%	6,010
Historic	49%	2%	2%	45%	2%	2,596
Conservation	51%	2%	1%	44%	2%	1,071
TOTAL	52%	2%	3%	41%	2%	9,677

PARK TYPE	PERCENT											COUNT
	LESS THAN \$30,000	\$30,000 - \$49,999	\$50,000 - \$69,999	\$70,000 - \$89,999	\$90,000 - \$109,999	\$110,000 - \$129,999	\$130,000 - \$149,999	\$150,000 - \$169,999	\$170,000 - \$189,999	\$190,000 - \$209,999	\$210,000+	
Recreation	6%	10%	14%	14%	14%	12%	7%	6%	4%	4%	10%	5,495
Historic	5%	8%	13%	15%	13%	12%	8%	6%	3%	4%	11%	2,262
Conservation	3%	7%	12%	12%	15%	12%	8%	7%	4%	6%	15%	955
TOTAL	6%	9%	14%	14%	14%	12%	8%	6%	4%	4%	11%	8,712

Abilities and Needs

PARK TYPE	PERCENT			COUNT
	YES	NO	PREFER NOT TO ANSWER	
Recreation	10%	88%	2%	6,023
Historic	12%	85%	3%	2,610
Conservation	9%	89%	2%	1,068
TOTAL	10%	87%	3%	9,701

Are there any individuals in your household with diverse abilities and needs who require accommodation related to their use of Arizona's state parks?

PARK TYPE	PERCENT									COUNT
	MOBILITY	HEARING	COGNITIVE	VISUAL	CHEMICAL SENSITIVITY	SPEECH	NEURODIVERGENT	PREFER NOT TO ANSWER	OTHER	
Recreation	68%	17%	11%	11%	5%	8%	16%	2%	6%	584
Historic	70%	28%	10%	10%	3%	3%	13%	1%	3%	326
Conservation	60%	30%	11%	13%	3%	7%	19%	3%	4%	97
TOTAL	68%	22%	10%	11%	4%	6%	15%	2%	5%	1,007

Digital Preferences

Scale 1-5 (5 most important)

ACTIVITY	AGE	0-25	26-44	45-64	65+
Make / receive cell phone calls / text messaging		2.7	2.9	3.1	3.2
Search the internet		2.2	2.3	2.7	2.8
Share pictures / videos / audio via social media		2.3	2.4	2.5	2.5
Watch streaming video		1.5	1.6	1.9	1.9
Use mobile device apps to link with features		1.9	2.0	2.1	2.0
Using mobile apps for trail navigation in the park		2.9	2.8	2.8	2.6
Working remotely		1.6	1.6	1.7	1.4

Welcome and Comfortable

PARK TYPE	PERCENT					AVERAGE	COUNT
	1 - NOT AT ALL	2	3	4	5 - VERY WELCOME		
Recreation	0%	1%	3%	13%	83%	4.8	6,228
Historic	0%	0%	1%	8%	91%	4.9	2,687
Conservation	0%	0%	1%	9%	89%	4.9	1,100
TOTAL	0%	1%	3%	11%	86%	4.8	10,015

Support for a Registration Fee

Should Arizona residents be given the option to pay an additional fee when registering a vehicle to support the management of Arizona state parks in exchange for day use entrance to the parks?

PERCENT				
STRONGLY DISAGREE	SOMEWHAT DISAGREE	NEITHER	SOMEWHAT AGREE	STRONGLY AGREE

PARK TYPE	PERCENT					AVG	COUNT
	STRONGLY DISAGREE	SOMEWHAT DISAGREE	NEITHER	SOMEWHAT AGREE	STRONGLY AGREE		
Recreation	9%	6%	32%	24%	29%	3.6	6,150
Historic	5%	4%	32%	22%	37%	3.8	2,604
Conservation	5%	3%	28%	25%	39%	3.9	1,088
TOTAL	7%	5%	32%	24%	32%	3.7	9,842

RESIDENCY	PERCENT					AVG	COUNT
	STRONGLY DISAGREE	SOMEWHAT DISAGREE	NEITHER	SOMEWHAT AGREE	STRONGLY AGREE		
Currently a full-time Arizona resident	9%	6%	27%	26%	32%	3.6	5,789
All other	4%	4%	39%	21%	33%	3.7	3,925

Overall Experience

PARK TYPE	PERCENT					AVERAGE	COUNT
	1 - VERY POOR	2 - POOR	3 - AVERAGE	4 - GOOD	5 - EXCELLENT		
Recreation	0%	1%	4%	28%	66%	4.6	6,216
Historic	0%	0%	3%	28%	70%	4.7	2,668
Conservation	0%	0%	2%	22%	75%	4.7	1,099
TOTAL	0%	1%	4%	28%	68%	4.6	9,983



AGENDA-D8

2025 Economic Impact Study Presentation (Presenter: Dari Duval, University of Arizona)

This agenda item is for informational purposes only.



2025 Economic Impacts and Contributions of Arizona State Parks

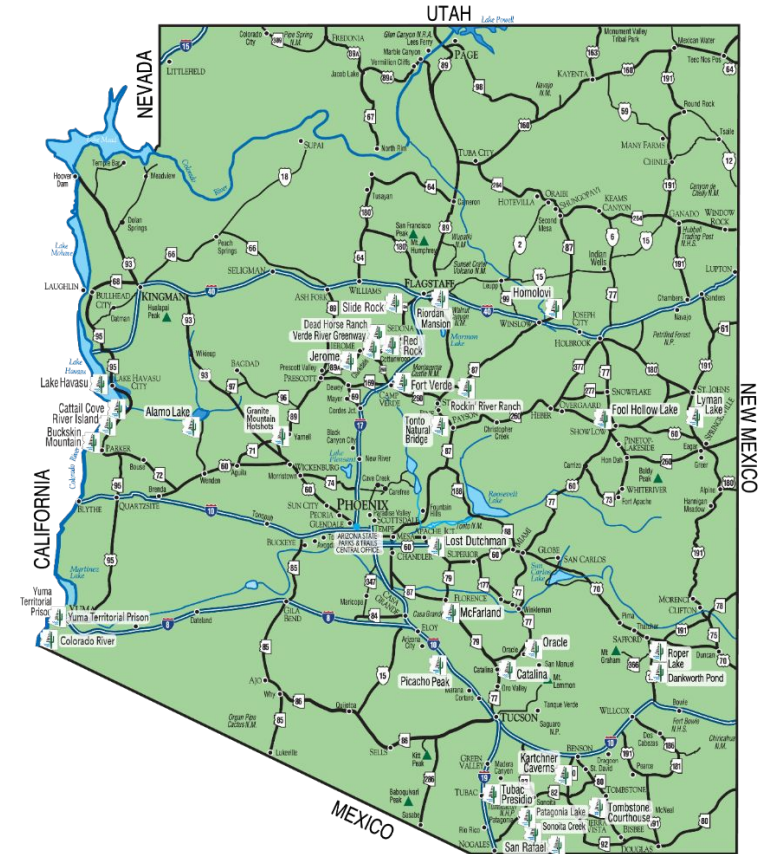
Dari Duval,
PhD Extension Economist, University of Arizona

June 18, 2026



About the Study

- State Parks important driver of economic activity, particularly in rural areas
- Study estimates state park visitor spending and economic multiplier effects
 - State level contribution of all visitor spending within 50-miles of parks
 - County-level impacts of non-local visitor spending within 50-miles of parks
 - Non-local = visitors from outside county and not from within 50 miles of park

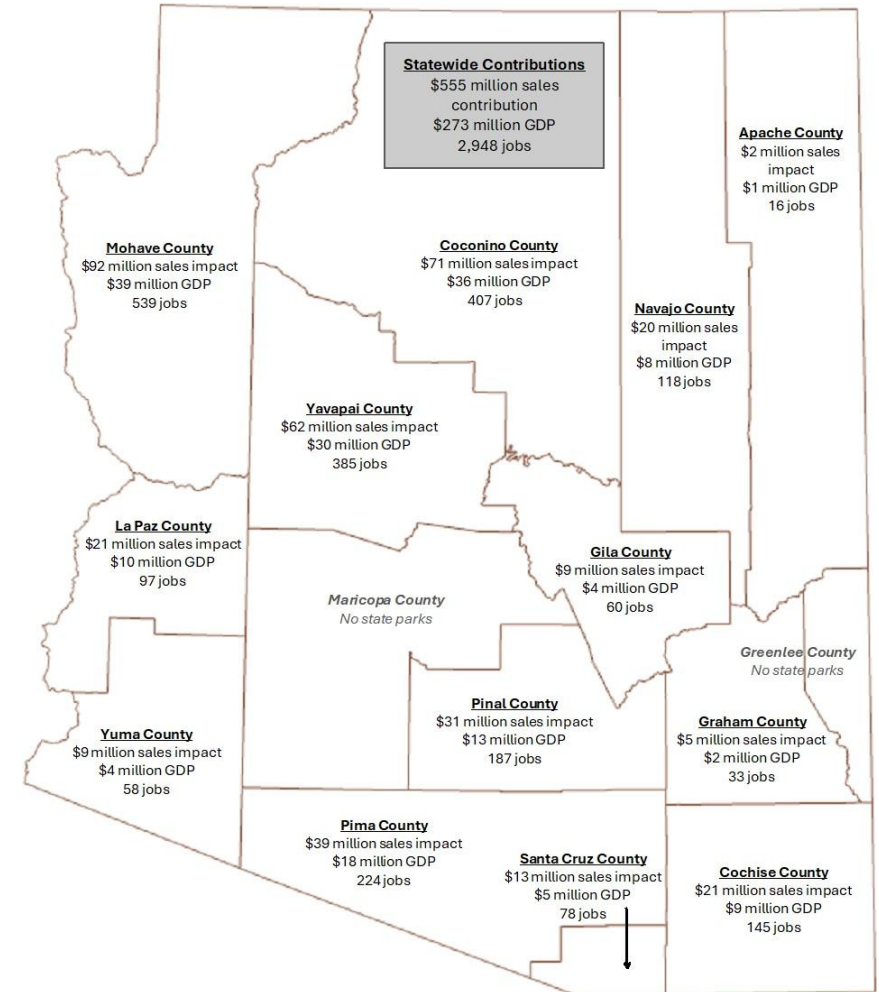


- Visitors to Arizona State Parks had direct spending of \$355 million within 50 miles of the parks they visited, \$308 million of which was non-local spending
- Total statewide economic contribution of \$555 million in sales and \$273 million in GDP in 2025
- \$151 million in labor income and 3,000 jobs supported
- Estimated \$18 million in state tax revenues & \$14 million in county and local tax revenues supported

- **On per-visitor basis, inflation-adjusted non-local spending increased between FY 2020 and 2025**
 - \$144.9 in 2025 compared to \$117.30 in 2020 (2025 USD), a 24% increase
- **Major changes between 2020 and 2025 studies:**
 - COVID affected 2020 numbers – decreases in historic park visits
 - Reliance on outdoor recreation during pandemic
 - Inflation has increased post-pandemic

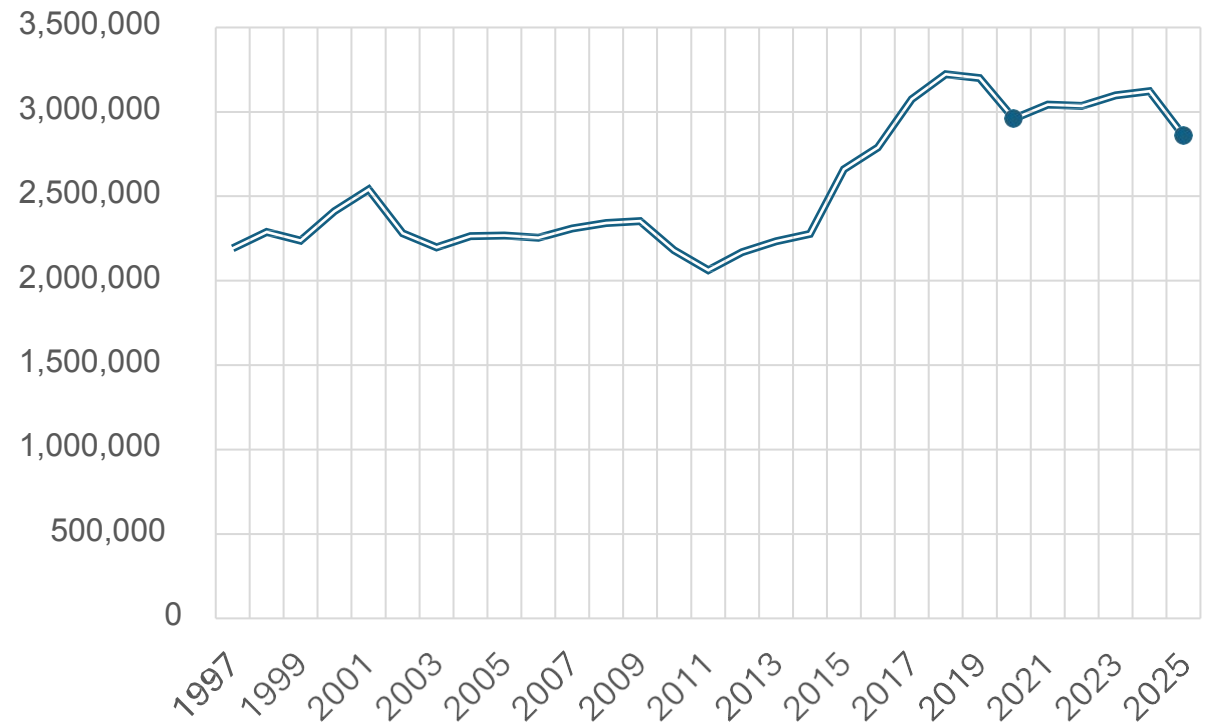
County Impacts

- Relatively stable compared to last report
- Ranged from \$2 million in Apache County to \$92 million in Mohave County
- Depend on number of parks, visitation levels, size of economy, and population



- Over 2,847,000 visits to Arizona State Parks in 2025, slight decrease from last study
- Per-visitor non-local spending increased
- Overall increase in reported (nominal) impacts and contributions
- Small decreases in inflation-adjusted estimates

Arizona State Parks Annual Visits, 1997-2025



Trends

Measure	FY2007	FY2014	FY2020	CY2025
Total Visits	2,298,155	2,294,420	2,971,844	2,847,021
NOMINAL (REPORTED) VALUES	FY2007	FY2014	FY2020	CY2025
Statewide Economic Impact (Output/Sales) (millions)	\$266.4	\$226.7	\$377.0	\$482.7
Statewide Economic Contribution (Output/Sales) (millions)	N/A	N/A	\$449.4	\$555.1
Direct Non-Local Visitor Spending (millions)	\$162.8	\$209.7	\$278.7	\$308.4
Direct Total Visitor Spending (millions)	N/A	N/A	\$332.1	\$354.6
Per Visitor Non-Local Spending	\$70.84	\$90.58	\$93.77	\$144.91
INFLATION-ADJUSTED VALUES (2025 USD)	FY2007	FY2014	FY2020	CY2025
Statewide Economic Impact (Output/Sales) (millions)	\$416.0	\$310.1	\$471.5	\$482.7
Statewide Economic Contribution (Output/Sales) (millions)	N/A	N/A	\$562.1	\$555.1
Direct Non-Local Visitor Spending (millions)	\$254.1	\$286.8	\$348.6	\$308.4
Direct Total Visitor Spending (millions)	N/A	N/A	\$415.4	\$354.6
Per Visitor Non-Local Spending	\$110.60	\$123.90	\$117.30	\$144.91
CHANGE FROM PREVIOUS STUDY		FY07-FY14	FY14-FY20	FY20-CY25
Change in Total Non-Local Expenditures		12.8%	21.5%	-11.1%
Change in Visits		-0.2%	29.5%	-3.8%
Change in Non-Local Expenditures per Visit		13.0%	-6.2%	24.2%

- Visitor spending patterns developed 2025 Arizona State Parks Visitor Survey responses
- Visitor spending patterns developed, total spending estimated using annual visitor counts
- Economic multiplier effects were estimated using 2024 IMPLAN Pro Arizona model and data



For Questions, Contact:

Dari Duval - duval@arizona.edu

FUTURE AGENDA ITEMS

Board members may identify items or issues they wish to be considered for inclusion on a future agenda.



AGENDA – F

EXECUTIVE DIRECTOR'S REPORT ON CURRENT EVENTS

The Executive Director may present a summary of current events and/or recent experiences of interest to the outdoor recreation community and/or the status of any projects with which they are currently involved. The Board will not discuss or take any action on any current event summary.

TerrainHopper Launch



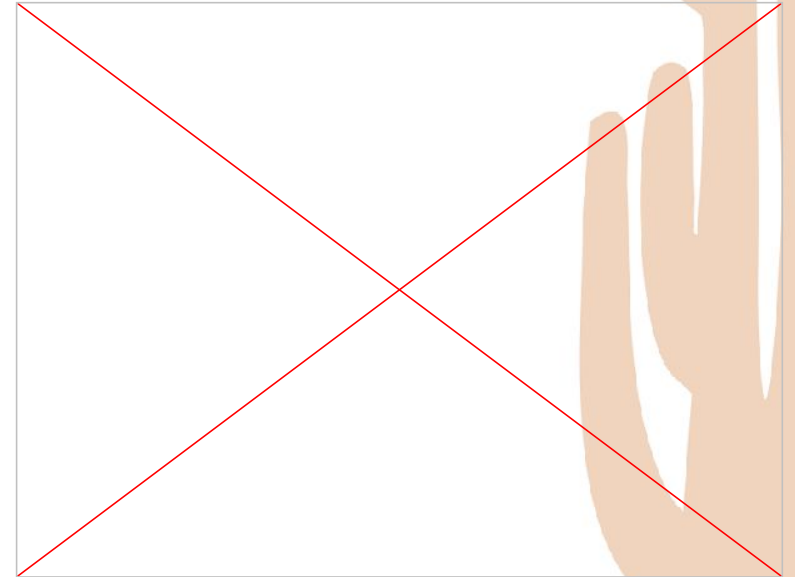
Monsoon Awareness



Homolovi Great Outdoors Month proclamation



America250 Displays and Video



Free Fishing Day June 6 (Dead Horse Ranch and Roper Lake state parks)



ELT Retreat- Rockin River Ranch State Park



Looking Ahead

- Great American State Fair participation with Shannon Benjamin from Riordan Mansion State Historic Park and Curtis Leslie from Tombstone Courthouse State Historic Park

AGENDA – G


CURRENT EVENTS

Board members may present a brief summary of current events and/or recent experiences of interest to the outdoor recreation community and/or the status of any projects with which they may be involved. The Board will not discuss or take action on any current events.

AGENDA – H

CALL TO THE PUBLIC

The Chair will recognize those wishing to address the Board.



AGENDA – I

FUTURE MEETING DATES

Arizona State Parks and Trails 2026 Tentative Meeting Schedule	
Date	Location
September 17, 2026	Rockin River Ranch State Park
December 17, 2026	Central Office



Thank You!

AZStateParks.com | Follow us @azstateparks

